

PORTA ROMANA



Lilburn Wall Light Small

TWL63S | Nickel

Nickel shown with 2 1/2" Empire in Dove Satin

HEIGHT 260mm 10 1/4"	CONSTRUCTED FROM Cast brass or nickel plated brass with 2.5" Empire steel	RECOMMENDED SHADE
HEIGHT WITH SHADE 260mm 10 1/4"	WEIGHT 0.5 kg 1.1 lbs	MAX WATTAGE 25W
WIDTH 104mm 4 1/4"	PROJECTION 128mm 5 1/4"	LAMP 2 x 320lm (3w) LED G9 Capsule
WIDTH WITH SHADE 104mm 4 1/4"		VOLTAGE 220-240V
		FLEX AND SWITCH Nickel lampholder

FINISHES
1 Gunmetal
2 Nickel
3 Polished Brass

Lilburn Wall Light Small

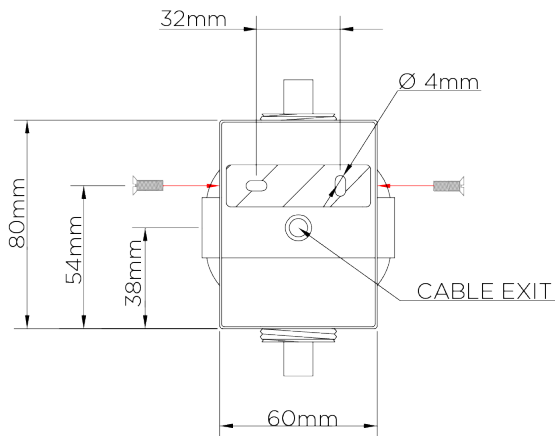
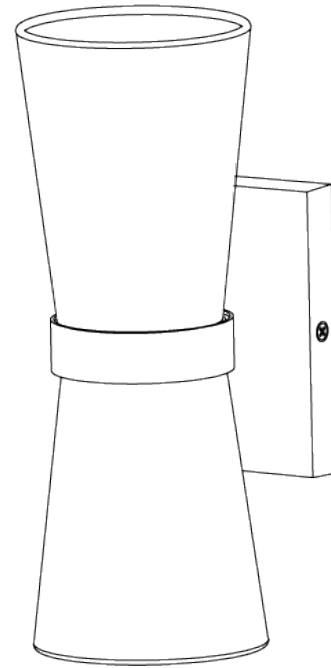
TWL63S

HEIGHT
260mm | 10 1/4"

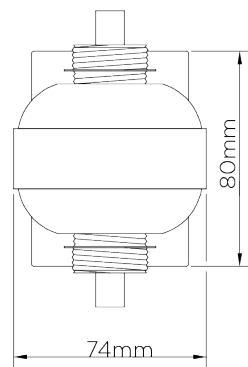
HEIGHT WITH SHADE
260mm | 10 1/4"

WIDTH
104mm | 4 1/4"

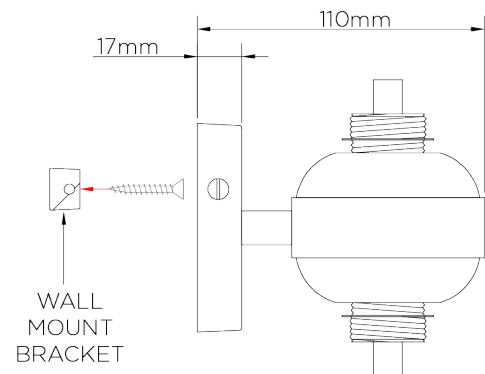
WIDTH WITH SHADE
104mm | 4 1/4"



BACK



FRONT



SIDE

© Porta Romana 2022

Dimensions and weights are provided as a guide. All Porta Romana Products are made by hand and variations can occur in some products. The products you are buying or marketing are exclusive designs belonging to Porta Romana. Please do not submit design sheets featuring our products to other manufacturing companies nor to other parties who might. Any manufacturer found to be reproducing Porta Romana products will be breaching copyright law and will be actively pursued

PR

PORTAROMANA.COM